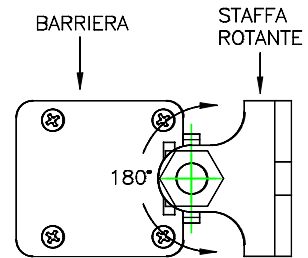
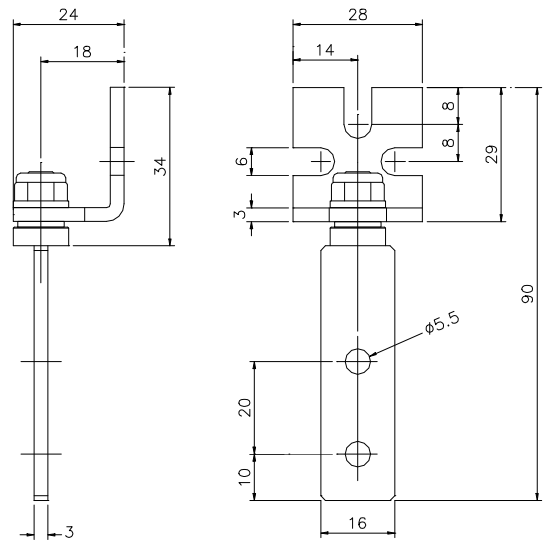
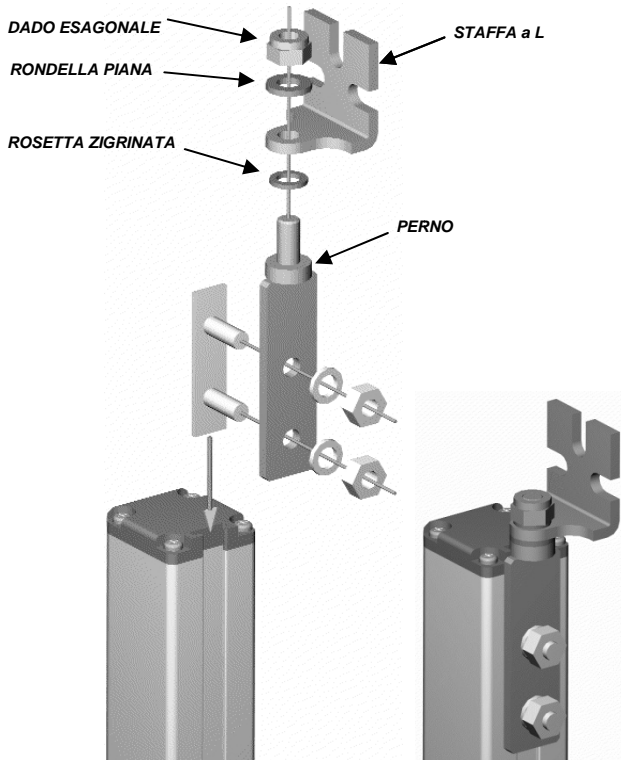


### ST 207 S SET 4 STAFFE ROTANTI

Il presente foglio istruzioni viene fornito a corredo del set di 4 staffe rotanti **ST 207 S**, per consentire al cliente un corretto montaggio applicato alle barriere della serie **LS**.

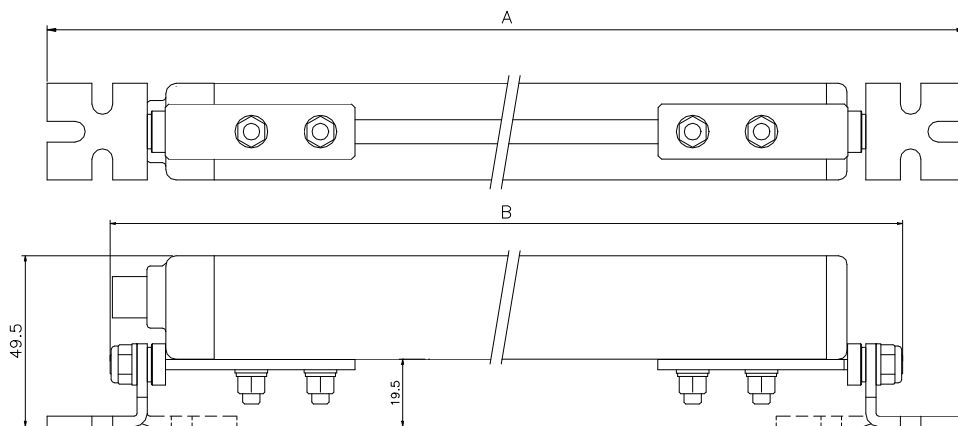
### MONTAGGIO STAFFE SU BARRIERA



Quote in mm

Quota	LS*015	LS*030	LS*0 45	LS*0 60	LS*075	LS*090	LS*010 5	LS*012 0	LS*012 5	LS*015 0	LS*0A	LS*0B	LS*0C
<b>A</b>	266	416	566	716	866	1016	1166	1316	1466	1616	706	1006	1106
<b>B</b>	230	380	530	680	830	980	1130	1280	1430	1580	670	970	1070

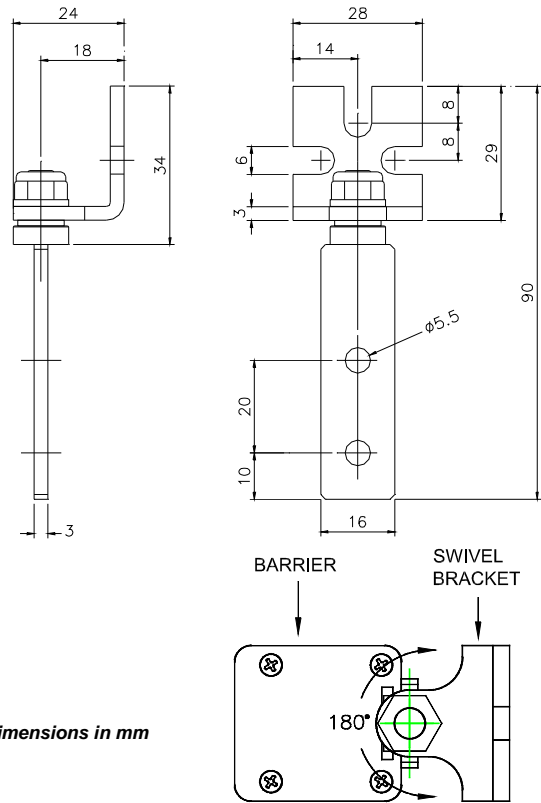
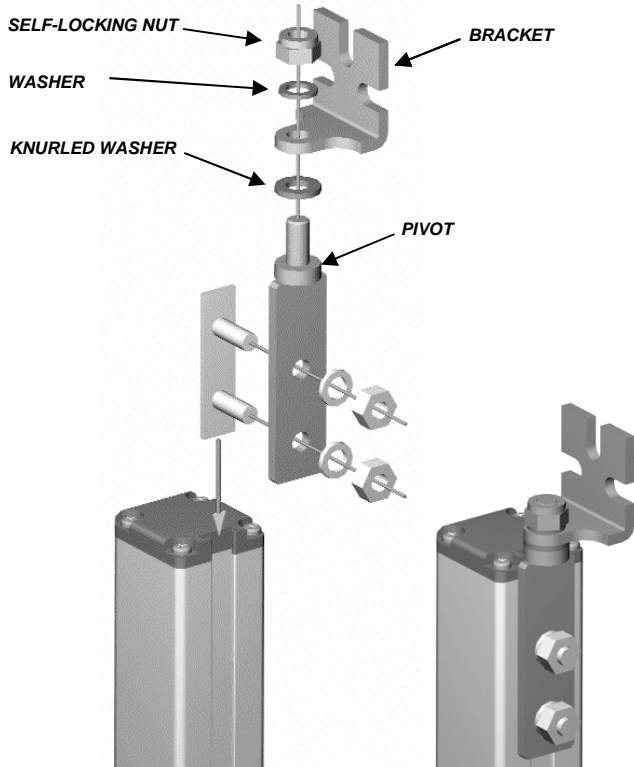
Quote in mm



### ST 207 S SWIVEL BRACKETS SET

The present technical sheet is supplied with the swivel brackets, to give the customer the correct instructions about their mounting on the **LS** series barriers.

#### ASSEMBLING THE BRACKETS WITH THE BARRIERS



Dimensions in mm

Quota	LS*015	LS*030	LS*0 45	LS*0 60	LS*075	LS*090	LS*010 5	LS*012 0	LS*012 5	LS*015 0	LS*0A	LS*0B	LS*0C
<b>A</b>	266	416	566	716	866	1016	1166	1316	1466	1616	706	1006	1106
<b>B</b>	230	380	530	680	830	980	1130	1280	1430	1580	670	970	1070

Dimensions in mm

