



# SSF series

M18 photoelectric sensors  
for optical fibres



## features

- Models with sensitivity adjustment by teach-in button
- With range of optical fibres are available
- LED status indicator for all versions
- Complete protection against electrical damages
- Approvals: CE and cULus listed



M18 sensors  
for optical fibres

## web contents



- Application notes
- Photos
- Catalogue / Manuals



## code description

SS F / 0 N - 0 A

series	SS	M18 photoelectric sensor
function	F	For optical fibre
LO / DO	0	Selectable LO/DO
NPN / PNP output	N	NPN output
	P	PNP output
housing	0	Plastic housing
	1	Metal housing
cable / plug output	A	Axial cable exit 2 m
	E	M12 plug cable exit

## available models

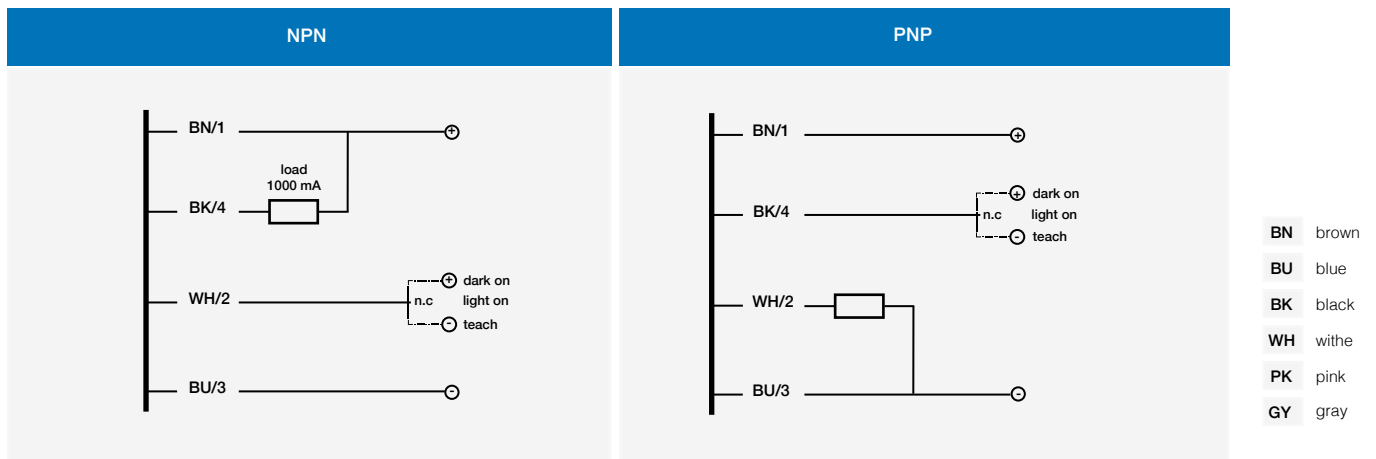
dimensions	housing	adjustment	plug	PNP		NPN	
				NO / NC	NO / NC		
M18	plastic	Teach-In	cable	SSF/0P-0A	SSF/0N-0A		
			M12	SSF/0P-0E	SSF/0N-0E		
	metallic		cable	SSF/0P-1A	SSF/0N-1A		
			M12	SSF/0P-1E	SSF/0N-1E		



SSF/0*~**	
nominal sensing distance	depending on optical fibres
emission	red (660 nm)
tolerance	+ 15 %...- 5 %
differential travel	≤ 10 %
repeat accuracy	5 %
operating voltage	10...30 Vdc
ripple	≤ 10 %
load current	100 mA
no-load current	≤ 20 mA
leakage current	≤ 10 µA
output voltage drop	2 V max
output type	NPN or PNP - LO / DO selectable
switching frequency	800 Hz
power on delay	150 ms
power supply protections	polarity reversal, transient
output electrical protections	short circuit (autoreset)
temperature range	- 25°C...+ 70°C (without freeze)
temperature drift	10 % Sr
external lighth interference	3,000 lux (incandescent lamp) 10,000 lux (sunlight)
protection degree	IP67 (EN60529) <sup>(1)</sup>
LEDs	yellow
sensitivity adjustment	Teach-In
housing material	PBT (plastic), nickel-plated brass (metal)
optic material	depending on optical fibres
tightening torque	1 Nm (plastic housing), 25 Nm (metallic housing)
weight (approximate)	plastic version: 30 g connector / 100 g cable metallic version: 70 g connector / 130 g cable

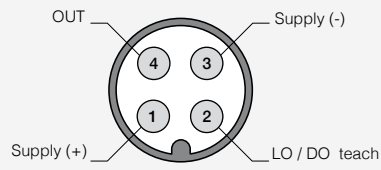
<sup>(1)</sup> Protection guaranteed only with plug cable well mounted

## electrical diagrams of the connections



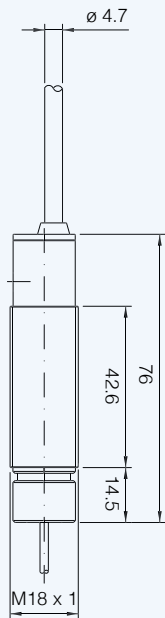
In case both the dark on and remote teach in functions are necessary connect a pull up resistor of 2,2 kΩ between Wh/2 and Bn/1.

M12

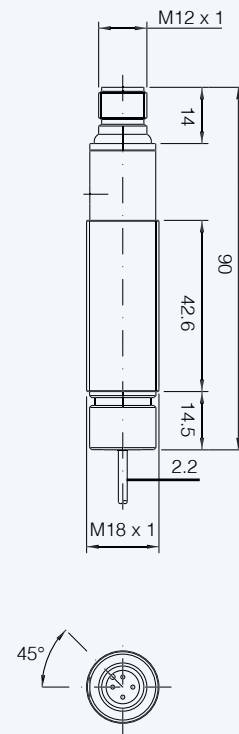


dimensions (mm)

SSF/0\*-\*A



SSF/0\*-\*E



dimensions (mm)

accessories included in all plastic models

dimensions (mm)

accessories included in all metallic models

